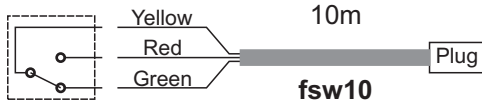


Wiring Information : Low Voltage Switch Unit

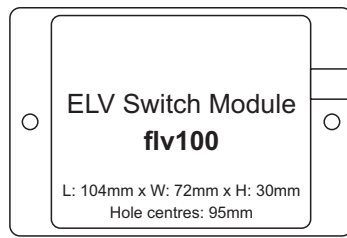
2 Way (flv100/2)

The ELV switch module should be securely mounted on a convenient surface

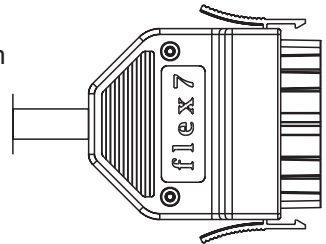
Switch 1



Switch 2



0.6m



Plug

Low voltage 2 way switch unit
Max. switch current 6A, 250V AC

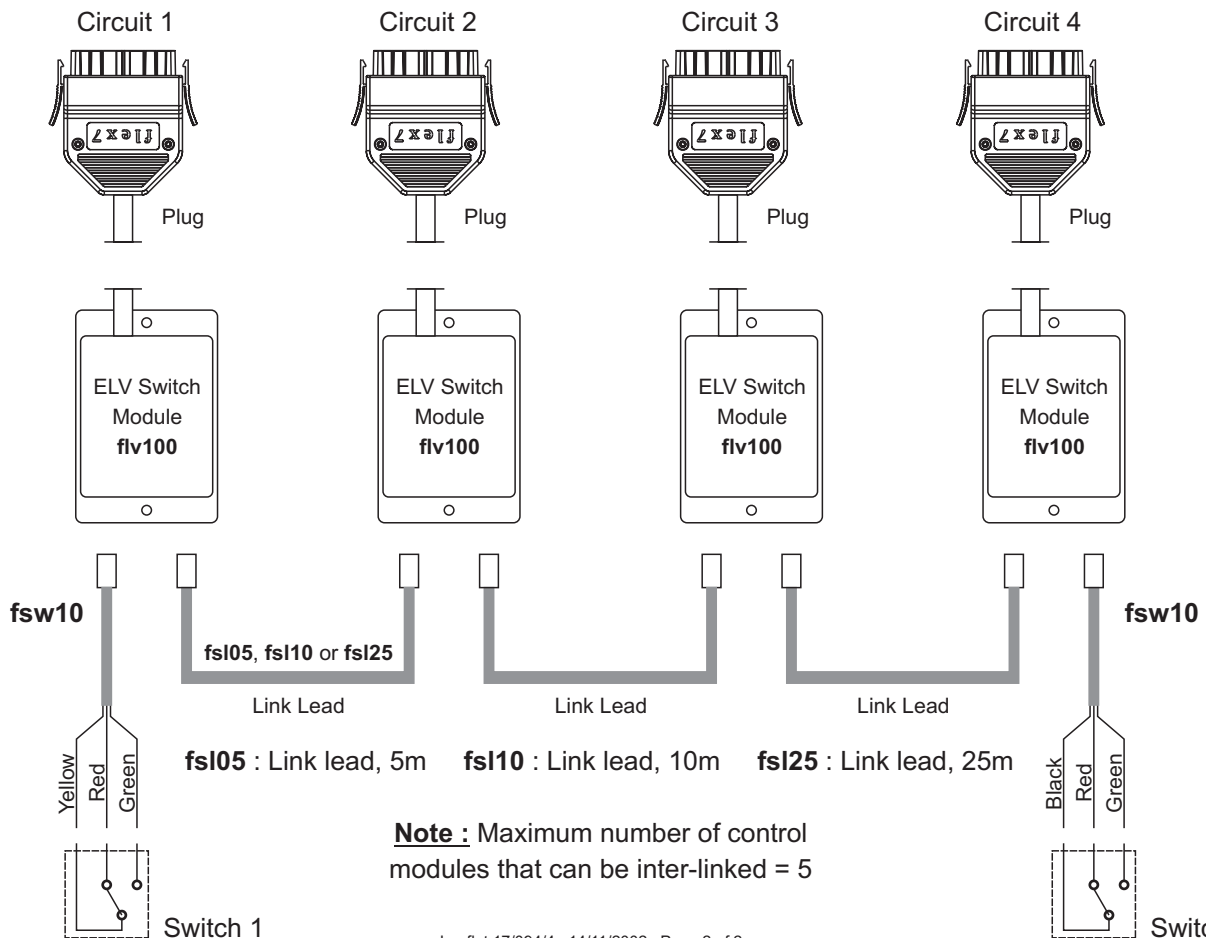
Plug Wiring

Black	Pin 2 : Live feed
Brown	Pin 4 : Live switch return
Blue	Pin 3 : Neutral
Green/Yellow	: Earth

flv100/2 1 x flv100 ELV switch module with
0.6m pre-wired flex plug
2 x fsw10 Switch lead, 10m

If other switch lead lengths are required
please contact Flex Connectors Limited

**Where more than 6A switching capacity is required,
when switching across phases / circuits or where circuits are spaced over
long distances, control modules can be grouped together using links**



Note : Maximum number of control
modules that can be inter-linked = 5

Leaflet 17/09/4 14/11/2002 Page 2 of 2

As part of our commitment to continuous improvement, product specification may change without notice.

This product should only be installed by a qualified electrician