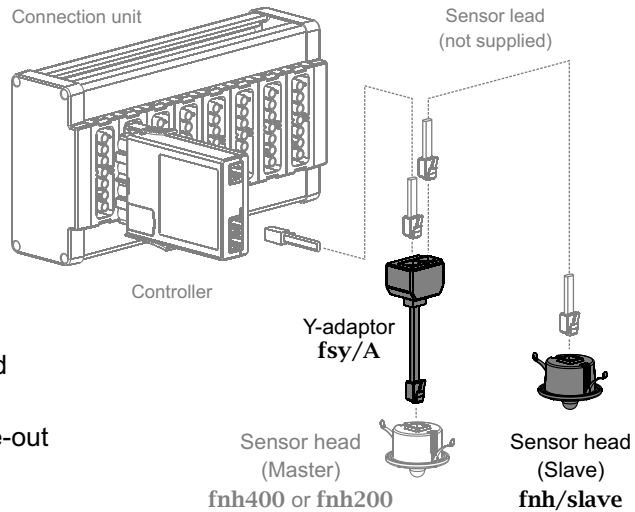


fnh/slave Occupancy sensor head

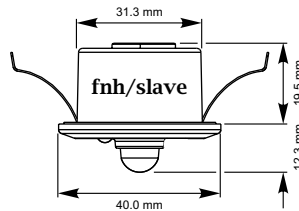
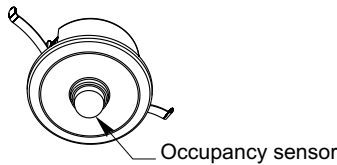
The **fnh/slave** sensor head can only work if in conjunction with an **fnh200** or **fnh400** sensor head. Occupancy coverage can be increased by adding up to a maximum of five **fnh/slave** heads to your controller.

Note that the **fnh/slave** head requires no setting up as it automatically adopts the time-out of your existing sensor head.



Sensor head and occupancy detection performance

fnh/slave

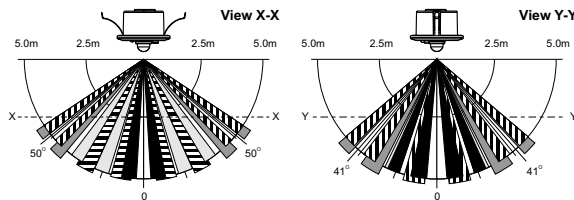
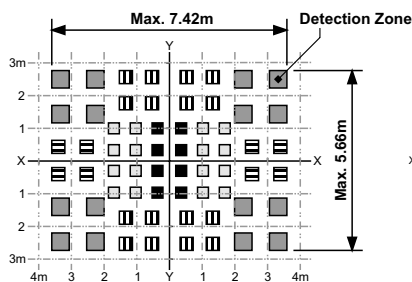


The sensor head fits into a 32mm diameter hole, with clips which can grip ceiling panels down to 1.5mm thick.

The sensor head has a rectangular occupancy detection range broadly 7.4m x 5.6m at a ceiling height of 2.5m (Longest length of detection aligning with the spring clips). As the ceiling height increases so will the overall detection area but sensitivity to small movements will decrease.

Note: Make sure that the sensor is not adjacent to circulating air, heaters or lamps.

Detection Zone



The X-Y cross-sectional diagram shows the detection area. The differences in the detection zone patterns indicate the projections of the 16 lenses with a single focal point. Movement of an object with higher than background temperature, between the detection zones, will be detected.